




CITCO conveyors

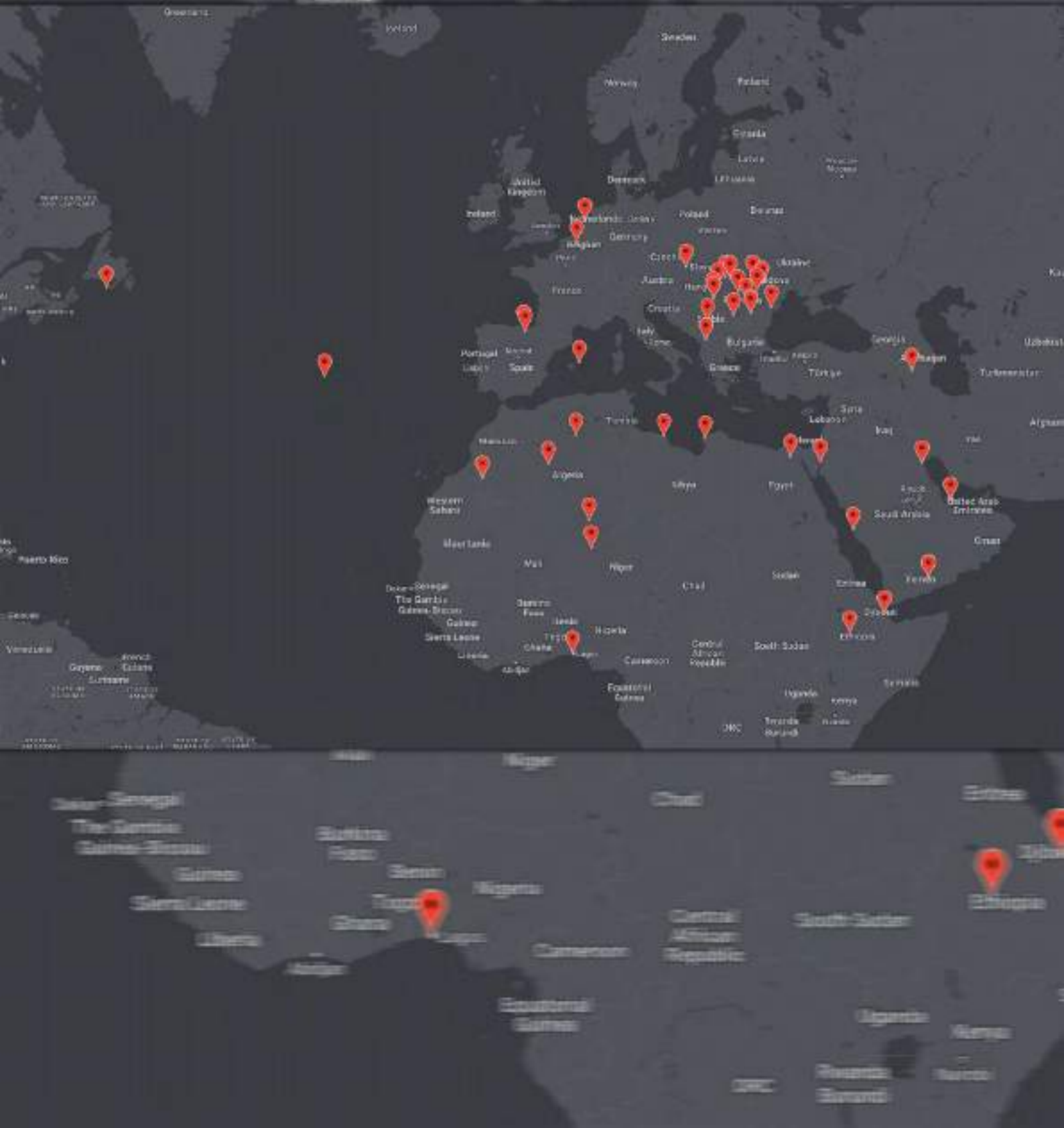
The Romanian Conveyor Factory

Complete Solutions for Airports



Quality is carrying
your business.

OUR PROJECTS IN THE AIRPORT INDUSTRY



ABOUT US



As an airport conveyor manufacturer with 20 years of experience, CITConveyors is known for implementing multiple projects around the world. Quality and promptness are the defining goals of this company which are reflected in its customers' successes.

CITConveyors, division of **Self Trust Romania**, The Romanian Conveyor Factory, addresses the International market.

Among the company values are competitiveness, flexibility, reliability and client-orientation because every effort is made to provide the best solution that fits the client.



OUR PRODUCTS

Our range of products ensures that no matter the type of project, **CITConveyors** as an Airport conveyor manufacturer can deliver the full package:

- Check-in Conveyors: with certified loading cells and displays (CE, OIML, EAC);
- Check-in Desks;
- Baggage Handling Systems;
- Baggage Carousels;
- Vertical Baggage Conveyors and Lifts;
- Tag and induction Conveyors;
- Collecting and metering Conveyors;
- Diverters (horizontal and vertical);
- Return Tray Systems;
- Baggage Runway Conveyors;
- Other Conveyors;
- Spiral Chutes;
- Passport Control Cabins.

1999

**Year
Established**

4500+

**Delivered
Conveyors**

350+

**Kilometers of
Total length**

1000+

Clients



CHECK-IN DESKS



CHECK-IN DESKS



- Single units;
- **Double units;**
- Integrated Weigh-in Conveyor Control console (with Buttons: start, stop, forward, Emergency Stop);
- **Integrated Passenger Display;**
- Integrated Operator Display;
- **Ergonomic layout for Passenger and Operator;**
- Passenger-side small Shelf (for small bags, documents, etc.);
- **Independent small cabinet for computer and/or other auxiliary equipments;**
- Lockable cabinet for sensitive equipment or documents.




* Wide variety of design available.






CHECK-IN CONVEYORS



CHECK-IN CONVEYORS

- Single units;
- Double units (side by side);
- Adjustable configuration: Weigh-in + (tag) + induction system;
- Modular construction;
- Single-stage, double stage, triple stage available in both single or double units (side by side);
- The control console can be integrated in the side of the conveyor or the Check-In Desk (Counter);
- Low input height (310 mm);
- Width from 500 mm up to 1.000 mm;
- Fitted with sensors to control the positioning of the baggage on each conveyor;
- Easy maintenance.





COLLECTING CONVEYORS



COLLECTING CONVEYORS



- The links between the Check-in conveyors and the Baggage Handling System (BHS) are the Collecting Conveyors.

- In certain layout configurations these conveyors are in plain site and it requires to be integrated in the terminal design and to have a less industrial design.


- Ergonomic with a low profile design, simple and robust;

- Fitted with low noise belt, antistatic and fire retardant;

- Stainless steel finish;

- Reliability and ease of maintenance.

- All the Conveyors can be customised in terms of design, dimensions and components thus having a Complete Custom Solution.





RECLAIM BAGGAGE CAROUSELS



RECLAIM BAGGAGE CAROUSELS



Friction
Drive


Caterpillar
Drive

Type: Horizontal for U and Inclined for O Carousels;
Height at slat level 400 mm, with the possibility of adjustment ± 50 mm (Other heights can be produced if indicated);

Finishing: Stainless steel for the public area and powder coated mild steel for the loading area (the colour will be indicated by the client from the RAL Color Chart);

Engine used: SEW or equivalent (the power will be chosen according with the informations regarding the estimated weight per linear meter);

- Low noise;
- **Adjustable speed;**
- High capacity transport;
- **Available in different configurations: O, U, P, T shapes;**
- Strong structures;
- **Almost zero maintenance;**
- Stainless steel finish;
- **Fire retardant and friction-resistant slats;**
- Horizontal;
- **Length up to 100 linear meters;**
- Load up to 100 kilo per linear meter;
- **Active width 940 mm;**
- Height at slate level 400 mm.





MAKE UP CAROUSELS



MAKE UP CAROUSELS



- Low noise;
- **Adjustable speed;**
- High capacity transport;
- **Available in different configurations: O, U, P, T shapes;**
- Strong structures;
- **Almost zero maintenance;**
- Stainless steel finish;
- **Fire retardant and friction-resistant slats;**
- Horizontal;
- **Length up to 100 linear meters;**
- Load up to 100 kilo per linear meter;
- **Active width 940 mm;**
- Height at slate level 400 mm.





BAGGAGE HANDLING SYSTEMS




BAGGAGE HANDLING SYSTEMS



Every airport project presents a different set of challenges: from the space restrictions to the number of baggages that need to be handled. Our resourceful and experienced team is prepared to answer to all those challenges.

From the design of the solution (using special-purpose software to determine the total capacity of the Baggage Handling System) to the 3D design of the projects and up to the actual installation of the projects we ensure a high level of communication with the client. It is our strong belief that a high level of transparency is a key factor for having successful projects.

- Integrated control and automation;
- **BHS designed taking into consideration redundancy and fail-safe options;**
- Integration with a wide variety of scanning devices.
- **Straight horizontal;**
- Straight inclined;
- **Powered curved (bend) at 30, 45 or 90 degrees;**
- Horizontal and vertical diverters;
- **Vertical Baggage Conveyors and Lifts;**
- 30, 45 degrees angle injectors;
- **Carousels;**
- Gravity or powered roller conveyors.





HORIZONTAL AND VERTICAL DIVERTERS



BAGGAGE DIVERTERS



- Designed for 0% blockages
- Completely automated;
- Zero gap transfer;
- Available with 30°, 60° or 90° exit.
- High Troughoutput;
- Robust structure;
- Integration with a wide variety of scanning devices.





BELT CONVEYORS



BELT CONVEYORS




- Solid construction (to allow high loads transport);
- Available with special belts to allow usage in low and high temperature;
- Available in powder painted finish or galvanized (for special requirements);
- Low noise;
- High capacity transport;
- Available in wide variety lengths and widths.







ROLLER CONVEYORS



ROLLER CONVEYORS



- Solid construction;
- Available with PVC or Bright Zinc Rollers;
- Easy running rollers;
- Available with special rubber sleeve (to dampen the noise created by the impact of the baggage onto the rollers);
- Available in powder painted finish, stainless steel or galvanized (for special requirements).








MERGE UNITS – CURVED CONEXION (MDB – CURVED – 30, 45 DEGREES)



MDB - 30, 45 DEGREES



- 30 or 45 degrees in standard;
- Available also for straight connexion (MDB - straight - 30 or 45 degrees)*
- Nominal working speed 10m/min (other speeds available);
- Solid construction;
- Powder painted mild steel;
- Fitted with low noise belt, antistatic and fire retardant;
- Available with multiple types of accessories: sidewalls, sensors, emergency buttons;
- Tested reliability of the system;
- Low maintenance required.





CURVED BELT CONVEYORS



CURVED BELT CONVEYORS



- Useful Width 1000 mm;
- 180 degrees;
- Inner radius 850 mm (other spokes available on request);
- Nominal working speed 10m/min (other speeds available);
- Electrostatically painted structure;
- Solid construction;
- Fitted with low noise belt, antistatic and fire retardant;
- Can be configured with CW or CWW operation;
- Available with multiple types of accessories: sidewalls, sensors, emergency buttons;
- Reliability and ease of maintenance.





PASSPORT CONTROL CABINS



PASSPORT CONTROL CABINS



- Visible structure made from stainless steel profiles.
- The bottom of the cabin is made from wood material covered with special high traffic plastic material, gray color and it will cover also the electrical wirings
- For access in the cabin, a door is fitted. Made from wood and with duplex secured glass on top, 8 mm thickness.
- The lateral window is made from duplex secured glass, sandblasted with horizontal stripes.
- The front side of the wall is covered with stainless steel, with Corian and composite material.
- The cabin is fitted with a front shelf.
- The inside furniture is made from gray wood and the countertop is fitted with composite material (CORIAN).





SPIRAL CHUTES



SPIRAL CHUTES

- Safe and fast downward movement;
- **Low procurement costs;**
- Fast and simple installation;
- **Custom infeed and exit chutes;**
- No moving parts and no spare and wear parts;
- **Durable construction with bolt-together;**
- Capable of handling different products at the same time;
- **Built for a smooth and even flow;**
- It can be customized to your application.



SELF CHECK-IN



The Self Check-In systems offered by CITConveyors is a fast, contactless, self-service system for printing the label attached to the luggage. This system is very fast, with the label available in less than 8 seconds.

With a quick, easy and contactless operation, the Self Check-in system reduces the time passengers spend boarding. Compared to traditional kiosks, the system has a much lower price and greater mobility.

Benefits:

- Fast (8 seconds);
- Intuitive;
- Mobile (battery powered option);
- Simple and intuitive interface;
- Contactless.



BAGGAGE DROP SYSTEMS (SBD)



The Baggage Drop Systems offered by SELF TRUST is a fast self-service system for luggage. This system reduces the time spent by passengers in handing over their luggage, giving them a better start to their journey. Passengers benefit from less time spent in line and less stress.

Intuitive and fast, the Baggage Drop System doubles the luggage handling capacity. It can be fully integrated with existing conveyors and weighing cells, but also with existing furniture.

Benefits:

- Fast (11 seconds);
- Dual use (automatic and manual);
- High utilization rate >90%;
- Simple and intuitive for passengers;
- Modular design;
- Easy installation.





Our mission is to respond professionally and efficiently to customer requirements. In order to make this possible, each product or system is designed and built inside our company.

From the manufacture of conveyors and equipment to the integration and automation of conveyor systems, we are your reliable partners in the implementation of logistics processes.



Romania



+40 232 276 596
+40 728 441 821



info@citconveyors.com
office@selftrust.ro

**Make your vision
lead the way.**